POTAIN

Igo 50

product guide

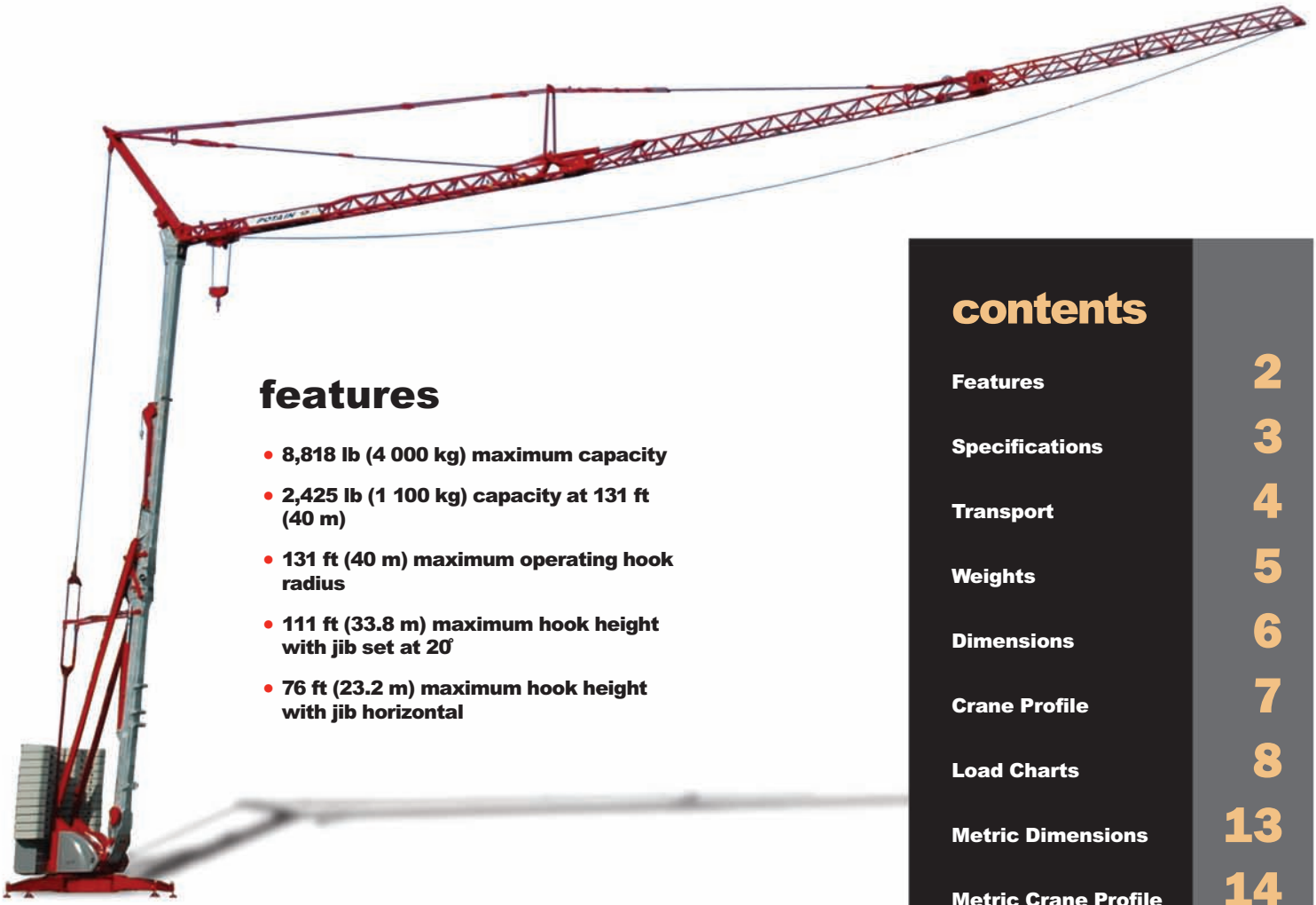

features

- 8,818 lb (4 000 kg) maximum capacity
- 2,425 lb (1 100 kg) capacity at 131 ft (40 m)
- 131 ft (40 m) maximum operating hook radius
- 111 ft (33.8 m) maximum hook height with jib set at 20°
- 76 ft (23.2 m) maximum hook height with jib horizontal

contents

Features	2
Specifications	3
Transport	4
Weights	5
Dimensions	6
Crane Profile	7
Load Charts	8
Metric Dimensions	13
Metric Crane Profile	14
Metric Load Charts	15
Mechanical Data	20
Symbols Glossary	21

*Product may be shown with optional equipment.

Manitowoc Crane Group

features

IGO 50s working together to quickly and quietly create new urban transportation system.

Variable frequency drives provide a lower initial current rush and progressive speed change which can be supported by a smaller generator set than comparable cranes; jib folded back for 97 ft (29.6 m) radius operation for improved lifting capacities and obstacle avoidance.

Optional highway transport axle set SL122/J215M can travel at speeds up to 50 MPH (80 KPH) without the use of a trailer.

Flat outrigger pads easily stow on crane during transport.

Optional fixed height cab and access ladder allows operator to view the job site from a more advantageous position.

Jib

118 ft (36 m) radius standard bi-folding offsettable lattice jib. Two (2) tie bar lines with adjustable lengths allow jib to be offset 8° and 20°. Folds to 46 ft (13.9 m) radius or 97 ft (29.6 m) radius. Two (2) erecting speeds controlled from the remote, opening and aligning are carried out automatically by two (2) hydraulic cylinders.

*Optional Jib Extension

13 ft (4 m) removable jib extension allows maximum radius of 131 ft (40 m).

Mast

Galvanized folding mast with hydraulic cylinder for erection. Two (2) erecting speeds controlled from the remote. No locking necessary. 360° rotation possible during erection.

Chassis

Outriggers swing and lock into position. 14 ft 8 in (4.5 m) square outrigger spread with 8 ft 2 in (2.5 m) slewing radius. Level bubble integrated into the chassis. Outrigger pads are stowed on the crane during transport (21" x 16" [540 x 410 mm]). *Optional outrigger pads available at heights of 7.9 in (200 mm) and 15.7 in (400 mm).

Ballast

12,434 lb (5,640 kg) concrete ballast standard. Crane with standard ballast is able to be transported on several *axle sets. *Additional 50,265 lb (22,800 kg) concrete ballast optional.

*Optional Hydraulic Ballasting Derrick

Uses the hoisting winch to ballast the crane or dismantle/attach *fifth-wheel. Stows alongside the jib during transport.

Electrical Requirement

480 volt, 60 Hz measured at the turntable. Earth rod and electric cable stowed on the crane during transport.

Reeving

SM/DM block for 2 or 4-part line. One pin removal to change between SM and DM. Pure SM1 (section of hook block removed) is possible with gain of 220 lb (100 kg) lifting capacity.

Controls

Wireless remote control provides information to the operator about **wind speed, radius, hook height, load, and moment. Lights and buzzers alert the operator when nearing limits of operation.

Auxiliary remote attached by umbilical cord ensures continual operation in case of battery or other malfunction of the wireless remote control.

**Denotes optional equipment*

*Optional Anemometer

Electronic wind speed meter to alert the operator of wind speed conditions. Provides selective display on the radio remote. Crane can be erected in wind speeds up to 25 MPH (40 KPH), operated in speeds up to 45 MPH (72 KPH) and weather vaned in winds up to 93 MPH (150 KPH).

Swing

RVF+51 slewing mechanism with maximum swing speed of 0.8 RPM. Progressive control of speed with counter-slewing possible, anti-load swinging system makes aligning the load and jib easier. Multiple RPM speeds possible depending upon parameter selected.

Hoist

15 LVF 10 Optima: 15 HP variable frequency hoist with 1.1 USt (1 t) line pull. 3 notch, progressive speed change according to the accelerating or decelerating ramps. Optima allows the hoist to adapt its speed to the weight of the load.

Trolley

3 DVF 5: 3 HP variable frequency hoist with 1,102 lb (500 kg) line pull. 2 notch winch, progressive speed change according to acceleration or deceleration ramps controlled by the frequency converter.

Hydraulic Equipment

Four (4) cylinders and two (2) pumps linked to solenoid valves. Two (2) cylinders for unfolding the jib, one (1) for slewing the derrick, and one (1) for raising the mast.

*Optional Transport Axle Sets

Axle sets are available for both jobsite and highway applications. Jobsite axles are rated at either 6 MPH (10 KPH) or 15.5 MPH (25 KPH); highway axle set is rated at 50 MPH (80 KPH).

*Optional Equipment

* STANDARD NORTH AMERICAN SPECIFICATION: includes 13 ft (4 m) jib extension, hydraulic ballasting derrick, high sole plates, and Dialog Wind.
* 13 ft (4 m) jib extension to reach maximum radius of 131 ft (40 m)
* High outrigger pads (19" x 19" [500 x 500 m] – 8" [200 mm] height)
* Very high outrigger pads (19" x 19" [500 x 500 m] – 16" [400 mm] height)
* Fixed height cab and access ladder
* Transport axles and kits
* Top Zone
* Top Tracing
* Dialog Wind

Consult price list for additional options
***Requires optional anemometer*

DJ100 / S120

6 MPH / 10 KPH

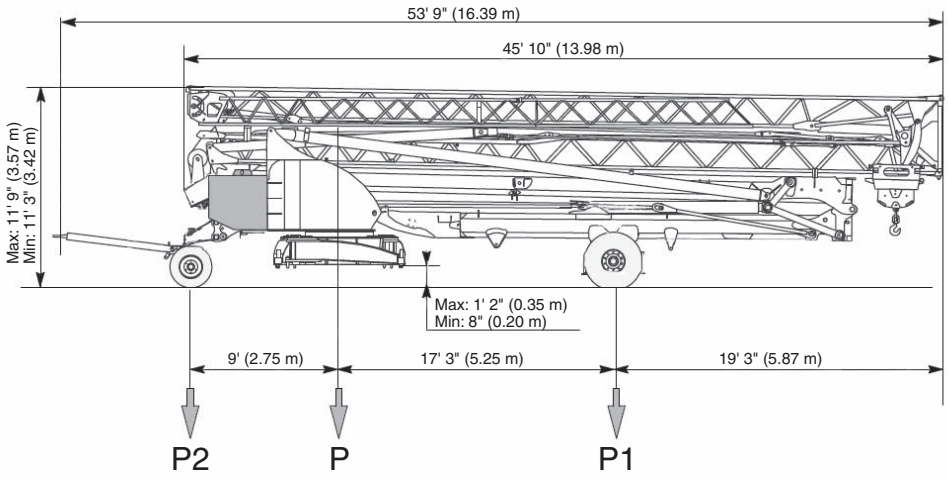

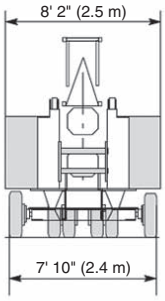

SL121 / J135

15.5 MPH / 25 KPH

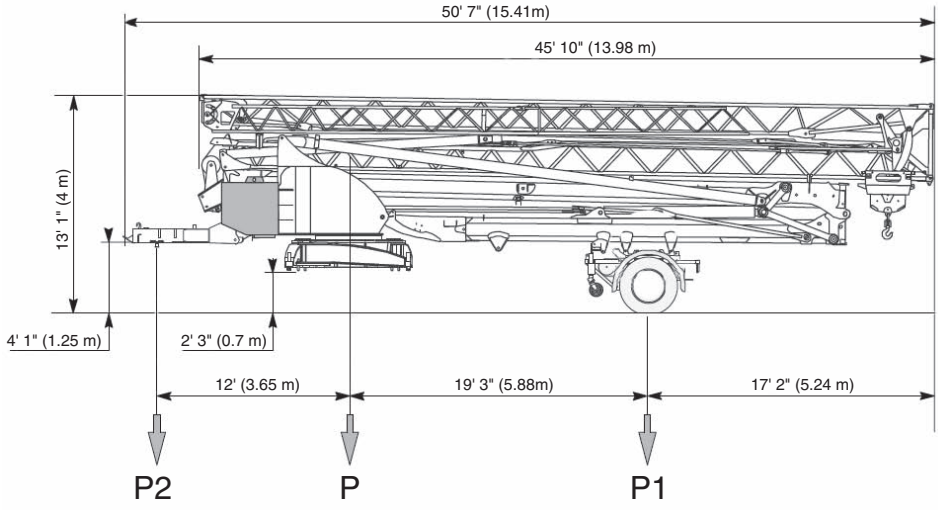

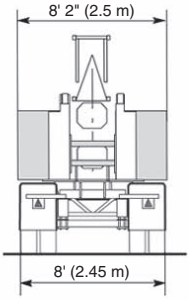

NOTE: Dimensions and weights may vary due to manufacturing tolerances.

SL122 / J215M

50 MPH / 80 KPH

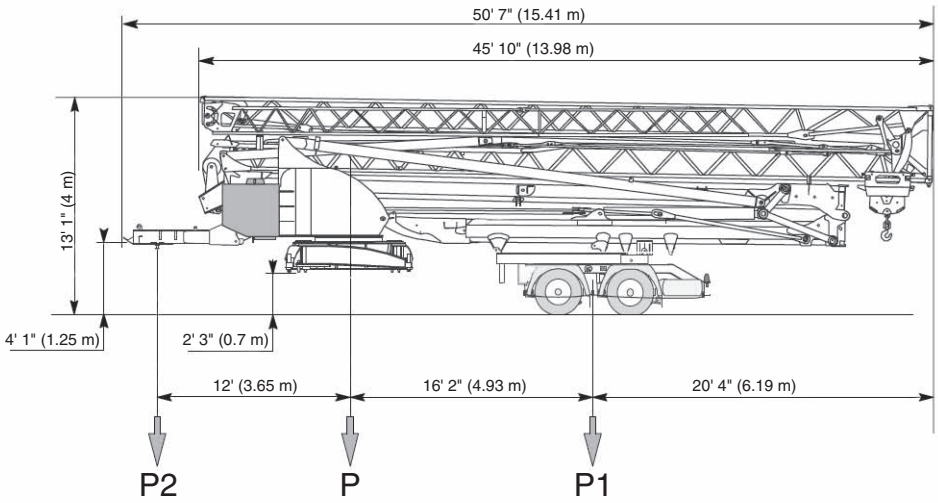

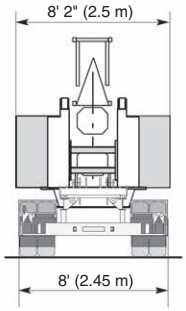

**Other axle sets are available.*

Chassis Data (in transport position)

	DJ100/S120 15.5 MPH / 25 KPH (feet)	(meters)	SL121/J135 15.5 MPH / 25 KPH (feet)	(meters)	SL122/J215M 50 MPH / 80 KPH (feet)	(meters)
Overall Length	53.77	16.39	48.46	14.77	48.46	14.77
Overall Height	Max: 11.71 Min: 11.22	Max: 3.57 Min: 3.42	13.12	4.0	13.12	4.0
Overall Width	8.2	2.5	8.2	2.5	8.2	2.5
Overhang	19.26	5.87	17.19	5.24	20.31	6.19

Weights

Crane Weight less Counterweight:	32,628 lb	14,800 kg
Couterweight for Operation:	62,700 lb	28,440 kg
Crane with Counterweight:	95,328 lb	43,240 kg

Crane with Transport Equipment

	DJ100/S120 6 MPH / 10 KPH (pounds)	(kilograms)	SL121/J135 15.5 MPH / 25 KPH (pounds)	(kilograms)	SL122/J215M 50 MPH / 80 KPH (pounds)	(kilograms)
In Transport with minimal counterweight:						
Gross (P)	47,741	21,655	49,592	22,495	52,139	23,650
Rear (P1)	25,849	11,725	28,660	13,000	33,951	15,400
Front (P2)	21,892	9,930	20,933	9,495	18,188	8,250
Counterweight in transport (2 blocks):	12,434	5,640	12,434	5,640	12,434	5,640

NOTE: Dimensions and weights may vary due to manufacturing tolerances.

dimensions

6

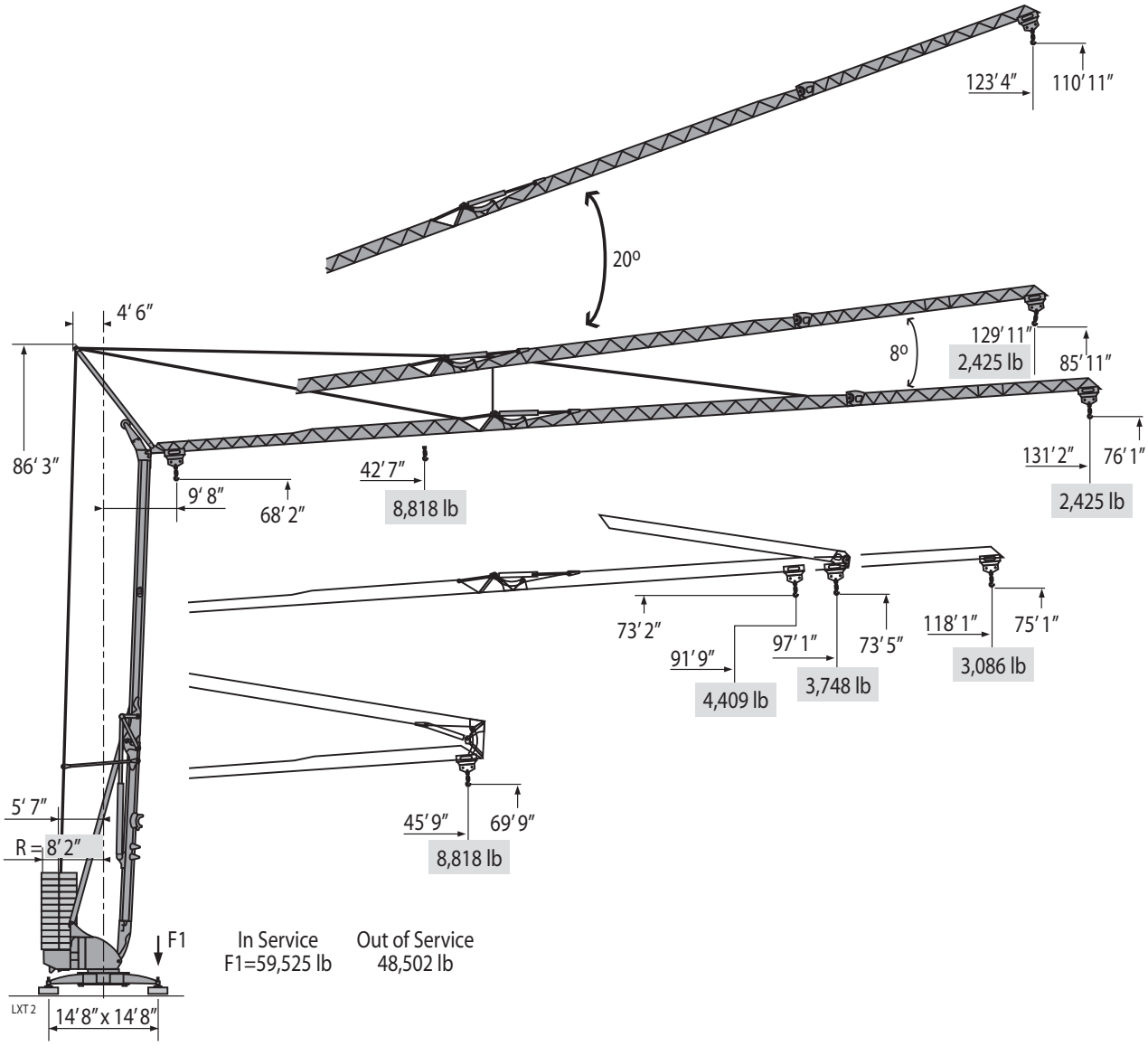

Unit Weight: 32,792 lb.

THIS CHART IS ONLY A GUIDE AND SHOULD NOT BE USED TO OPERATE THE CRANE. The individual crane's load chart, operating instructions and other instructional plates must be read and understood prior to operating the crane.

crane profile

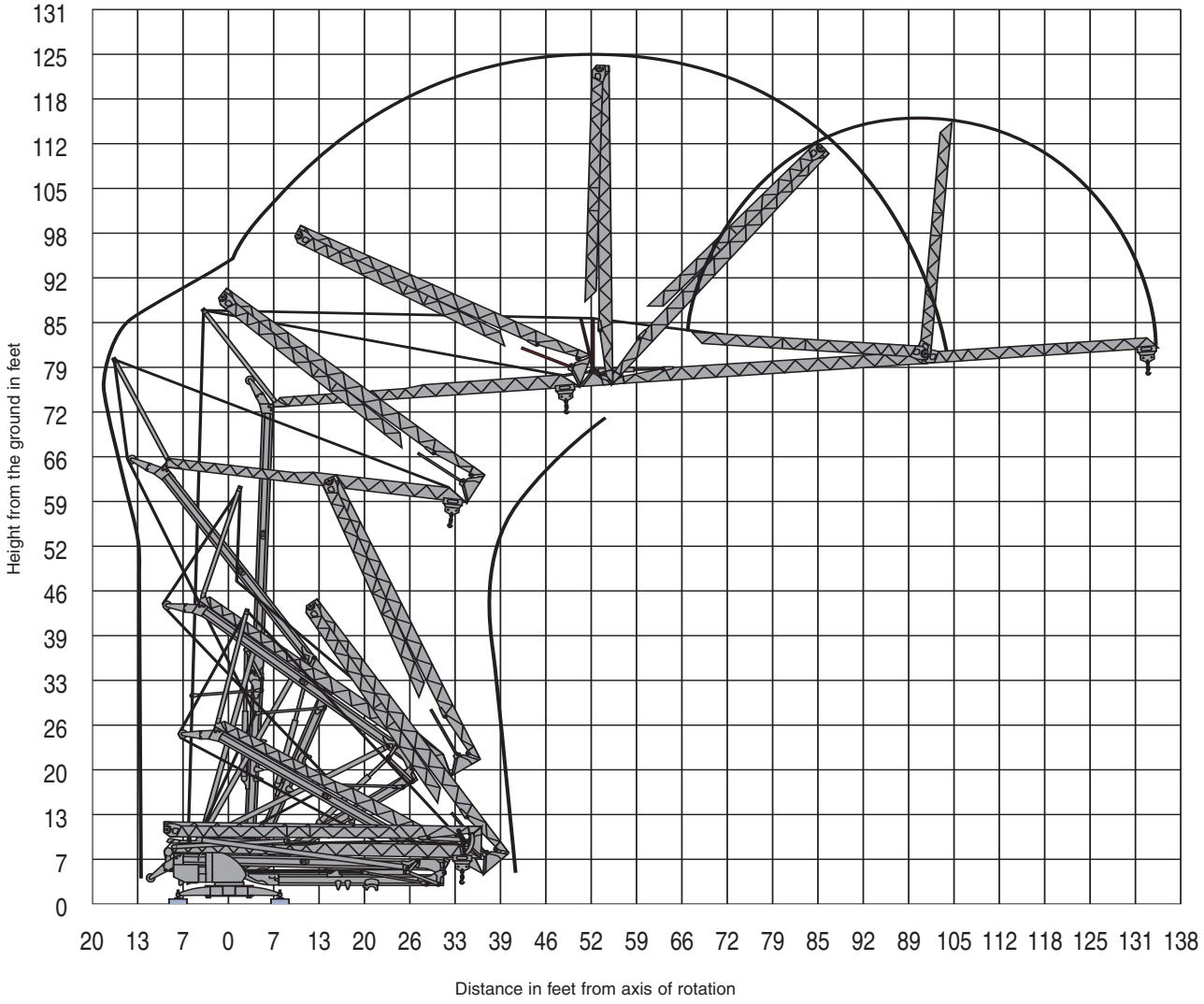

THIS CHART IS ONLY A GUIDE AND SHOULD NOT BE USED TO OPERATE THE CRANE. The individual crane's load chart, operating instructions and other instructional plates must be read and understood prior to operating the crane.

load charts

Jib Configuration: L40 with maximum hook reach of 131'-3" at 0°

Hook Reach (ft)	9'-10"	42'-8"	45'-11"	49'-3"	52'-6"	55'-9"	59'-1"	62'-4"	65'-7"	75'-6"	78'-9"	79'-5	82'-0"	88'-7"	98'-5"	105'-0"	114'-10"	121'-5"	131'-3"
Reeving	Capacities (lbs)																		
SM1	4,409	4,409	4,409	4,409	4,409	4,409	4,409	4,409	4,409	4,409	4,409	4,409	4,233	3,869	3,417	3,164	2,844	2,668	2,425
SM	4,409	4,409	4,409	4,409	4,409	4,409	4,409	4,409	4,409	4,409	4,178	4,136	3,968	3,616	3,175	2,932	2,612	2,436	2,205
DM	8,818	8,818	8,080	7,419	6,845	6,360	5,930	5,556	5,214	4,409	4,178	4,136	3,968	3,616	3,175	2,932	2,612	2,436	2,205

Maximum Hook Heights at Jib Tip: H = 76'-1"
Maximum Hook Heights at Jib Foot: H = 68'-3"

Jib Configuration: L36 with maximum hook reach of 118'-1" at 0°

Hook Reach (ft)	9'-10"	46'-11"	49'-3"	52'-6"	55'-9"	59'-1"	62'-4"	65'-7"	72'-2"	79'-5	83'-0"	85'-4"	87'-3"	88'-7"	98'-5"	105'-0"	114'-10"	118'-1"
Reeving	Capacities (lbs)																	
SM1	4,409	4,409	4,409	4,409	4,409	4,409	4,409	4,409	4,409	4,409	4,409	4,409	4,409	4,321	3,825	3,549	3,197	3,086
SM	4,409	4,409	4,409	4,409	4,409	4,409	4,409	4,409	4,409	4,409	4,409	4,277	4,158	4,079	3,594	3,318	2,965	2,866
DM	8,818	8,818	8,311	7,683	7,132	6,658	6,239	5,864	5,225	4,707	4,409	4,277	4,158	4,079	3,594	3,318	2,965	2,866

Maximum Hook Heights at Jib Tip: H = 75'-2"
Maximum Hook Heights at Jib Foot: H = 68'-3"

Jib Configuration: L40 with maximum hook reach of 97'-1" at 0°

Hook Reach (ft)	9'-10"	45'-7"	49'-3"	52'-6"	55'-9"	59'-1"	62'-4"	65'-7"	72'-2"	81'-0"	82'-0"	84'-8"	85'-4"	88'-7"	97'-1"
Reeving	Capacities (lbs)														
SM1	4,409	4,409	4,409	4,409	4,409	4,409	4,409	4,409	4,409	4,409	4,409	4,409	4,370	4,178	3,748
SM	4,409	4,409	4,409	4,409	4,409	4,409	4,409	4,409	4,409	4,409	4,332	4,173	4,134	3,946	3,527
DM	8,818	8,818	8,058	7,441	6,911	6,449	6,041	5,677	5,060	4,409	4,332	4,173	4,134	3,946	3,527

Maximum Hook Heights at Jib Tip: H = 73'-6"
Maximum Hook Heights at Jib Foot: H = 68'-3"

Jib Configuration: L36 with maximum hook reach of 97'-1" at 0°

Hook Reach (ft)	9'-10"	45'-7"	49'-3"	52'-6"	55'-9"	59'-1"	62'-4"	65'-7"	72'-2"	81'-0"	82'-0"	84'-8"	85'-4"	88'-7"	97'-1"
Reeving	Capacities (lbs)														
SM1	4,409	4,409	4,409	4,409	4,409	4,409	4,409	4,409	4,409	4,409	4,409	4,409	4,370	4,178	3,748
SM	4,409	4,409	4,409	4,409	4,409	4,409	4,409	4,409	4,409	4,409	4,332	4,173	4,134	3,946	3,527
DM	8,818	8,818	8,058	7,441	6,911	6,449	6,041	5,677	5,060	4,409	4,332	4,173	4,134	3,946	3,527

Maximum Hook Heights at Jib Tip: H = 73'-6"
Maximum Hook Heights at Jib Foot: H = 68'-3"

Jib Configuration: L28 with maximum hook reach of 91'-10" at 0°

Hook Reach (ft)	9'-10"	51'-6"	55'-9"	59'-1"	62'-4"	65'-7"	72'-2"	75'-6"	82'-0"	85'-4"	88'-7"	91'-10"
Reeving	Capacities (lbs)											
SM1	4,409	4,409	4,409	4,409	4,409	4,409	4,409	4,409	4,409	4,409	4,409	4,409
SM	4,409	4,409	4,409	4,409	4,409	4,409	4,409	4,409	4,409	4,409	4,409	4,409
DM	8,818	8,818	8,014	7,485	7,011	6,592	5,886	5,578	5,049	4,828	4,608	4,409

Maximum Hook Heights at Jib Tip: H = 73'-2"
Maximum Hook Heights at Jib Foot: H = 68'-3"

THIS CHART IS ONLY A GUIDE AND SHOULD NOT BE USED TO OPERATE THE CRANE. The individual crane's load chart, operating instructions and other instructional plates must be read and understood prior to operating the crane.

Jib Configuration: L36 with maximum hook reach of 45'-11" at 0°

Hook Reach (ft)	9'-10"	45'-11"									
Reeving	Capacities (lbs)										
SM1	4,409	4,409									
SM	4,409	4,409									
DM	8,818	8,818									

Maximum Hook Heights at Jib Tip: H = 69'-11"
Maximum Hook Heights at Jib Foot: H = 68'-3"



Jib Configuration: L36 with maximum hook reach of 45'-11" at 0°

Hook Reach (ft)	9'-10"	45'-11"									
Reeving	Capacities (lbs)										
SM1	4,409	4,409									
SM	4,409	4,409									
DM	8,818	8,818									

Maximum Hook Heights at Jib Tip: H = 69'-11"
Maximum Hook Heights at Jib Foot: H = 68'-3"

Jib Configuration: L28 with maximum hook reach of 45'-11" at 0°

Hook Reach (ft)	9'-10"	45'-11"									
Reeving	Capacities (lbs)										
SM1	4,409	4,409									
SM	4,409	4,409									
DM	8,818	8,818									

Maximum Hook Heights at Jib Tip: H = 69'-11"
Maximum Hook Heights at Jib Foot: H = 68'-3"

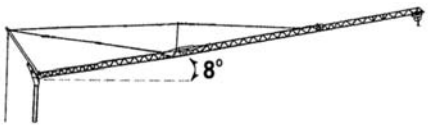

Jib Configuration: L40 with maximum hook reach of 129'-11" at 8°

Hook Reach (ft)	9'-10"	74'-6"	78'-5"	82'-0"	88'-7"	98'-5"	105'-0"	114'-10"	121'-5"	129'-11"	
Reeving	Capacities (lbs)										
SM1	4,409	4,409	4,409	4,189	3,825	3,373	3,131	2,811	2,635	2,425	
SM	4,409	4,409	4,156	3,924	3,571	3,131	2,888	2,579	2,403	2,205	
DM											

Maximum Hook Heights at Jib Tip: H = 85'-11"
Maximum Hook Heights at Jib Foot: H = 68'-3"

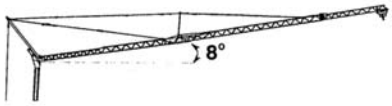

Jib Configuration: L36 with maximum hook reach of 116'-10" at 8°

Hook Reach (ft)	9'-10"	82'-4"	86'-3"	88'-7"	98'-5"	105'-0"	114'-10"	116'-10"			
Reeving	Capacities (lbs)										
SM1	4,409	4,409	4,409	4,266	3,770	3,494	3,153	3,086			
SM	4,409	4,409	4,165	4,023	3,549	3,274	2,932	2,866			
DM											

Maximum Hook Heights at Jib Tip: H = 83'-4"
Maximum Hook Heights at Jib Foot: H = 68'-3"

THIS CHART IS ONLY A GUIDE AND SHOULD NOT BE USED TO OPERATE THE CRANE. The individual crane's load chart, operating instructions and other instructional plates must be read and understood prior to operating the crane.

load charts

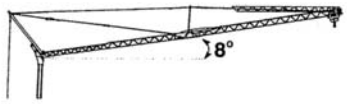

Jib Configuration: L40 with maximum hook reach of 96'-2" at 8°

Hook Reach (ft)	9'-10"	80'-1"	83'-8"	88'-7"	96'-2"						
Reeving	Capacities (lbs)										
SM1	4,409	4,409	4,409	4,123	3,748						
SM	4,409	4,409	4,193	3,902	3,527						
DM											

Maximum Hook Heights at Jib Tip: H = 80'-1"
Maximum Hook Heights at Jib Foot: H = 68'-3"

Jib Configuration: L36 with maximum hook reach of 96'-2" at 8°

Hook Reach (ft)	9'-10"	80'-1"	83'-8"	88'-7"	96'-2"						
Reeving	Capacities (lbs)										
SM1	4,409	4,409	4,409	4,123	3,748						
SM	4,409	4,409	4,193	3,902	3,527						
DM											

Maximum Hook Heights at Jib Tip: H = 80'-1"
Maximum Hook Heights at Jib Foot: H = 68'-3"

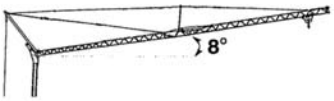

Jib Configuration: L28 with maximum hook reach of 90'-11" at 8°

Hook Reach (ft)	9'-10"	90'-11"									
Reeving	Capacities (lbs)										
SM1	4,409	4,409									
SM	4,409	4,409									
DM											

Maximum Hook Heights at Jib Tip: H = 79'-5"
Maximum Hook Heights at Jib Foot: H = 68'-3"

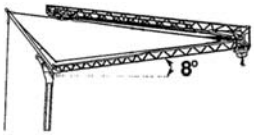

Jib Configuration: L40 with maximum hook reach of 45'-7" at 8°

Hook Reach (ft)	9'-10"	45'-7"									
Reeving	Capacities (lbs)										
SM1	4,409	4,409									
SM	4,409	4,409									
DM											

Maximum Hook Heights at Jib Tip: H = 72'-2"
Maximum Hook Heights at Jib Foot: H = 68'-3"

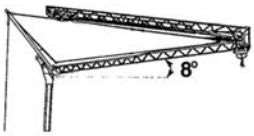

Jib Configuration: L36 with maximum hook reach of 45'-7" at 8°

Hook Reach (ft)	9'-10"	45'-7"									
Reeving	Capacities (lbs)										
SM1	4,409	4,409									
SM	4,409	4,409									
DM											

Maximum Hook Heights at Jib Tip: H = 72'-2"
Maximum Hook Heights at Jib Foot: H = 68'-3"

THIS CHART IS ONLY A GUIDE AND SHOULD NOT BE USED TO OPERATE THE CRANE. The individual crane's load chart, operating instructions and other instructional plates must be read and understood prior to operating the crane.

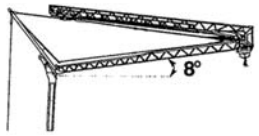

Jib Configuration: L28 with maximum hook reach of 45'-7" at 8°

Hook Reach (ft)	9'-10"	45'-7"									
Reeving	Capacities (lbs)										
SM1	4,409	4,409									
SM	4,409	4,409									
DM											

Maximum Hook Heights at Jib Tip: H = 72'-2"
Maximum Hook Heights at Jib Foot: H = 68'-3"

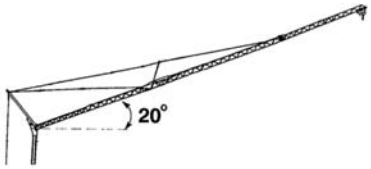

Jib Configuration: L40 with maximum hook reach of 123-4" at 20°

Hook Reach (ft)	9'-10"	123'-4"									
Reeving	Capacities (lbs)										
SM1	2,425	2,425									
SM	2,205	2,205									
DM											

Maximum Hook Heights at Jib Tip: H = 110'-11"
Maximum Hook Heights at Jib Foot: H = 68'-3"

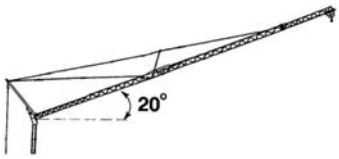

Jib Configuration: L36 with maximum hook reach of 111'-3" at 20°

Hook Reach (ft)	9'-10"	111'-3"									
Reeving	Capacities (lbs)										
SM1	2,425	2,425									
SM	2,205	2,205									
DM											

Maximum Hook Heights at Jib Tip: H = 105'-8"
Maximum Hook Heights at Jib Foot: H = 68'-3"

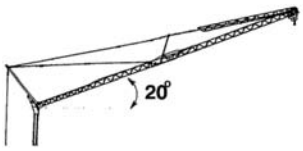

Jib Configuration: L40 with maximum hook reach of 91'-6" at 20°

Hook Reach (ft)	9'-10"	91'-6"									
Reeving	Capacities (lbs)										
SM1	2,425	2,425									
SM	2,205	2,205									
DM											

Maximum Hook Heights at Jib Tip: H = 97'-9"
Maximum Hook Heights at Jib Foot: H = 68'-3"

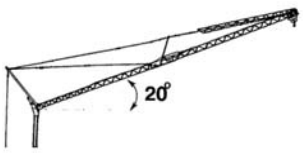

Jib Configuration: L36 with maximum hook reach of 91'-6" at 20°

Hook Reach (ft)	9'-10"	91'-6"									
Reeving	Capacities (lbs)										
SM1	2,425	2,425									
SM	2,205	2,205									
DM											

Maximum Hook Heights at Jib Tip: H = 97'-9"
Maximum Hook Heights at Jib Foot: H = 68'-3"

THIS CHART IS ONLY A GUIDE AND SHOULD NOT BE USED TO OPERATE THE CRANE. The individual crane's load chart, operating instructions and other instructional plates must be read and understood prior to operating the crane.

load charts

12

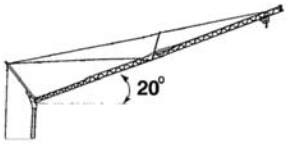

Jib Configuration: L28 with maximum hook reach of 86'-7" at 20°

Hook Reach (ft)	9'-10"	86'-7"									
Reeving	Capacities (lbs)										
SM1	2,425	2,425									
SM	2,205	2,205									
DM											

Maximum Hook Heights at Jib Tip: H = 97'-1"
Maximum Hook Heights at Jib Foot: H = 68'-3"

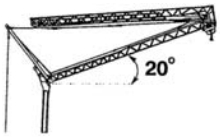

Jib Configuration: L40 with maximum hook reach of 44'-0" at 20°

Hook Reach (ft)	9'-10"	44'-0"									
Reeving	Capacities (lbs)										
SM1	2,425	2,425									
SM	2,205	2,205									
DM											

Maximum Hook Heights at Jib Tip: H = 80'-5"
Maximum Hook Heights at Jib Foot: H = 68'-3"

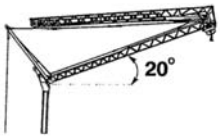

Jib Configuration: L36 with maximum hook reach of 44'-0" at 20°

Hook Reach (ft)	9'-10"	44'-0"									
Reeving	Capacities (lbs)										
SM1	2,425	2,425									
SM	2,205	2,205									
DM											

Maximum Hook Heights at Jib Tip: H = 80'-5"
Maximum Hook Heights at Jib Foot: H = 68'-3"

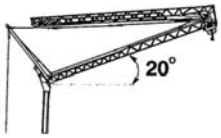

Jib Configuration: L28 with maximum hook reach of 44'-0" at 20°

Hook Reach (ft)	9'-10"	44'-0"									
Reeving	Capacities (lbs)										
SM1	2,425	2,425									
SM	2,205	2,205									
DM											

Maximum Hook Heights at Jib Tip: H = 80'-5"
Maximum Hook Heights at Jib Foot: H = 68'-3"

Reeving Abreviations

SM1 = 2-part line configuration with section of hookblock removed
SM = 2-part line configuration with section of hookblock stowed at jib
DM = 4-part line configuration

Jib Configurations

L40 (131 ft / 40 m) = standard jib with jib extension (13 ft / 4 m)
L36 (118 ft / 36 m) = standard jib
L28 (92 ft / 28 m) = standard jib with nose removed

THIS CHART IS ONLY A GUIDE AND SHOULD NOT BE USED TO OPERATE THE CRANE. The individual crane's load chart, operating instructions and other instructional plates must be read and understood prior to operating the crane.

metric dimensions

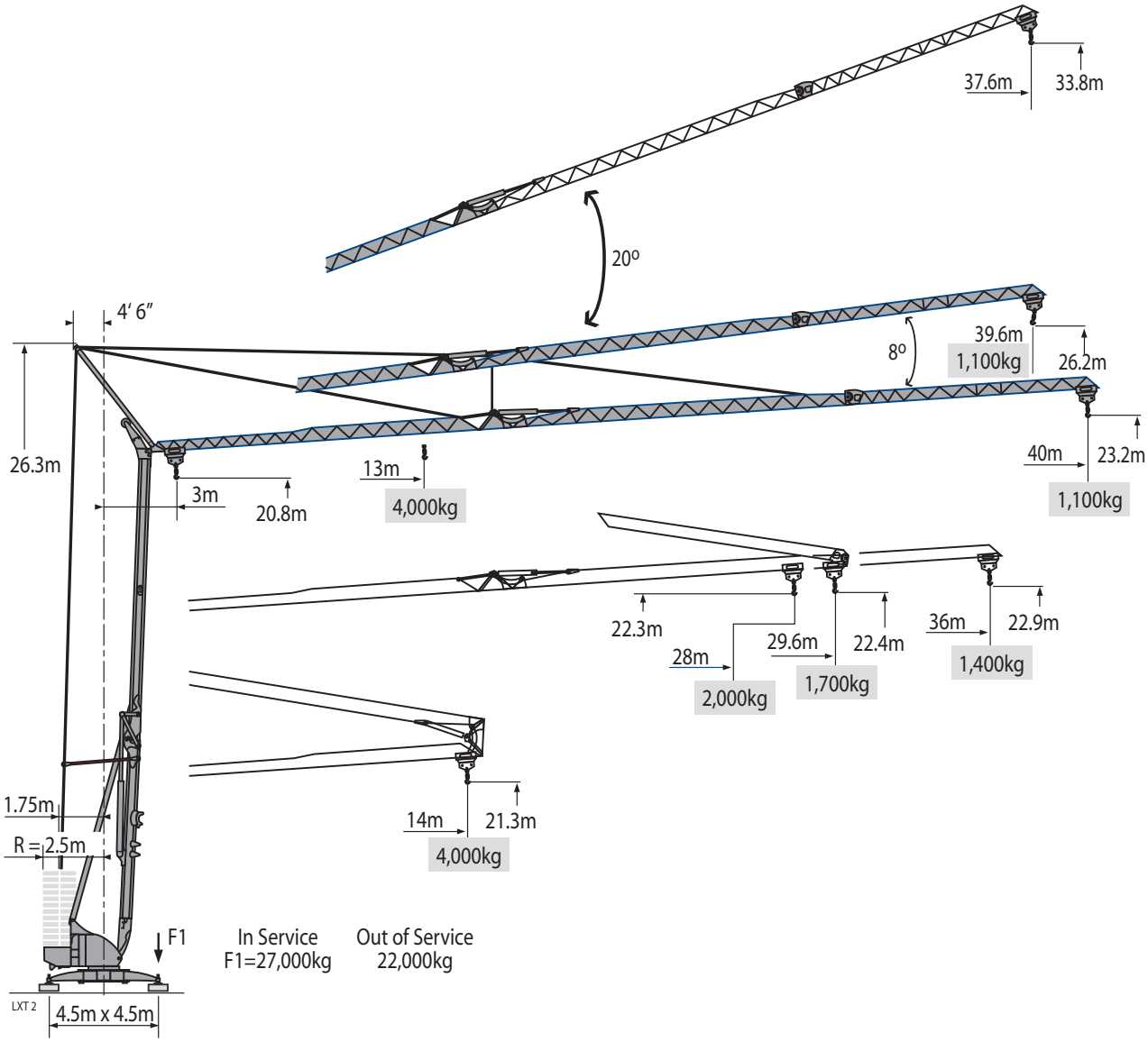

Unit Weight: 14,875 kg

THIS CHART IS ONLY A GUIDE AND SHOULD NOT BE USED TO OPERATE THE CRANE. The individual crane's load chart, operating instructions and other instructional plates must be read and understood prior to operating the crane.

metric crane profile

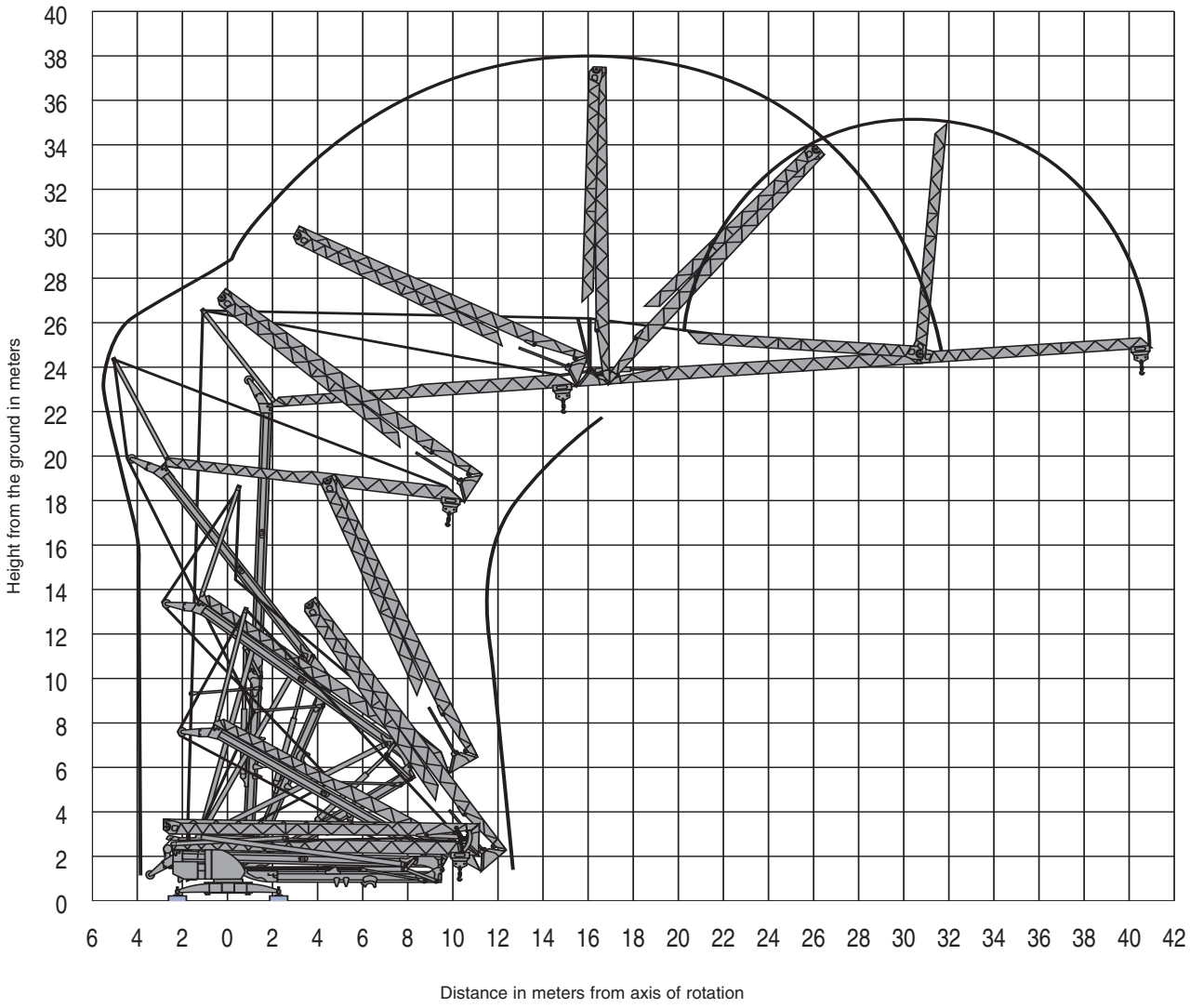

THIS CHART IS ONLY A GUIDE AND SHOULD NOT BE USED TO OPERATE THE CRANE. The individual crane's load chart, operating instructions and other instructional plates must be read and understood prior to operating the crane.

Jib Configuration: L40 with maximum hook reach of 40 m at 0°

Hook Reach (m)	3	13	14	15	16	17	18	19	20	23	24	24.2	25	27	30	32	35	37	40
Reeving	Capacities (kg)																		
SM1	2,000	2,000	2,000	2,000	2,000	2,000	2,000	2,000	2,000	2,000	2,000	2,000	1,920	1,755	1,550	1,435	1,290	1,210	1,100
SM	2,000	2,000	2,000	2,000	2,000	2,000	2,000	2,000	2,000	2,000	1,895	1,876	1,800	1,640	1,440	1,330	1,185	1,105	1,000
DM	4,000	4,000	3,665	3,365	3,105	2,885	2,690	2,520	2,365	2,000	1,895	1,876	1,800	1,640	1,440	1,330	1,185	1,105	1,000

Maximum Hook Heights at Jib Tip: H = 23.2m
Maximum Hook Heights at Jib Foot: H = 20.8m

Jib Configuration: L36 with maximum hook reach of 36m at 0°

Hook Reach (m)	3	14.3	15	16	17	18	19	20	22	24.2	25.3	26	26	27	30	32	35	36
Reeving	Capacities (kg)																	
SM1	2,000	2,000	2,000	2,000	2,000	2,000	2,000	2,000	2,000	2,000	2,000	2,000	2,000	1,960	1,735	1,610	1,450	1,400
SM	2,000	2,000	2,000	2,000	2,000	2,000	2,000	2,000	2,000	2,000	2,000	1,940	1,886	1,850	1,630	1,505	1,345	1,300
DM	4,000	4,000	3,770	3,485	3,235	3,020	2,830	2,660	2,370	2,135	2,000	1,940	1,886	1,850	1,630	1,505	1,345	1,300

Maximum Hook Heights at Jib Tip: H = 22.9m
Maximum Hook Heights at Jib Foot: H = 20.8m

Jib Configuration: L40 with maximum hook reach of 29.6m at 0°

Hook Reach (m)	3	13.9	15	16	17	18	19	20	22	24.7	25	25.8	26	27	29.6
Reeving	Capacities (kg)														
SM1	2,000	2,000	2,000	2,000	2,000	2,000	2,000	2,000	2,000	2,000	2,000	2,000	1,982	1,895	1,700
SM	2,000	2,000	2,000	2,000	2,000	2,000	2,000	2,000	2,000	2,000	1,965	1,893	1,875	1,790	1,600
DM	4,000	4,000	3,655	3,375	3,135	2,925	2,740	2,575	2,295	2,000	1,965	1,893	1,875	1,790	1,600

Maximum Hook Heights at Jib Tip: H = 22.4m
Maximum Hook Heights at Jib Foot: H = 20.8m

Jib Configuration: L36 with maximum hook reach of 29.6m at 0°

Hook Reach (m)	3	13.9	15	16	17	18	19	20	22	24.7	25	25.8	26	27	29.6
Reeving	Capacities (kg)														
SM1	2,000	2,000	2,000	2,000	2,000	2,000	2,000	2,000	2,000	2,000	2,000	2,000	1,982	1,895	1,700
SM	2,000	2,000	2,000	2,000	2,000	2,000	2,000	2,000	2,000	2,000	1,965	1,893	1,875	1,790	1,600
DM	4,000	4,000	3,655	3,375	3,135	2,925	2,740	2,575	2,295	2,000	1,965	1,893	1,875	1,790	1,600

Maximum Hook Heights at Jib Tip: H = 22.4m
Maximum Hook Heights at Jib Foot: H = 20.8m



Jib Configuration: L28 with maximum hook reach of 28m at 0°

Hook Reach (m)	3	15.7	17	18	19	20	22	23	25	26	27	28
Reeving	Capacities (kg)											
SM1	2,000	2,000	2,000	2,000	2,000	2,000	2,000	2,000	2,000	2,000	2,000	2,000
SM	2,000	2,000	2,000	2,000	2,000	2,000	2,000	2,000	2,000	2,000	2,000	2,000
DM	4,000	4,000	3,635	3,395	3,180	2,990	2,670	2,530	2,290	2,190	2,090	2,000

Maximum Hook Heights at Jib Tip: H = 22.3m
Maximum Hook Heights at Jib Foot: H = 20.8m

THIS CHART IS ONLY A GUIDE AND SHOULD NOT BE USED TO OPERATE THE CRANE. The individual crane's load chart, operating instructions and other instructional plates must be read and understood prior to operating the crane.

metric load charts



Jib Configuration: L40 with maximum hook reach of 14m at 0°

Hook Reach (m)	3	14									
Reeving	Capacities (kg)										
SM1	2,000	2,000									
SM	2,000	2,000									
DM	4,000	4,000									

Maximum Hook Heights at Jib Tip: H = 21.3m
Maximum Hook Heights at Jib Foot: H = 20.8m



Jib Configuration: L36 with maximum hook reach of 14m at 0°

Hook Reach (m)	3	14									
Reeving	Capacities (kg)										
SM1	2,000	2,000									
SM	2,000	2,000									
DM	4,000	4,000									

Maximum Hook Heights at Jib Tip: H = 21.3m
Maximum Hook Heights at Jib Foot: H = 20.8m

Jib Configuration: L28 with maximum hook reach of 14m at 0°

Hook Reach (m)	3	14									
Reeving	Capacities (kg)										
SM1	2,000	2,000									
SM	2,000	2,000									
DM	4,000	4,000									

Maximum Hook Heights at Jib Tip: H = 21.3m
Maximum Hook Heights at Jib Foot: H = 20.8m

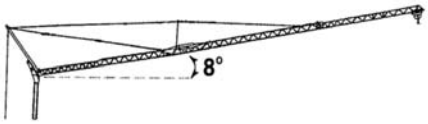

Jib Configuration: L40 with maximum hook reach of 40m at 8°

Hook Reach (m)	3	22.7	23.9	25	27	30	32	35	37	39.6	
Reeving	Capacities (kg)										
SM1	2,000	2,000	2,000	1,900	1,735	1,530	1,420	1,275	1,195	1,100	
SM	2,000	2,000	1,885	1,780	1,620	1,420	1,310	1,170	1,090	1,000	
DM											

Maximum Hook Heights at Jib Tip: H = 26.2m
Maximum Hook Heights at Jib Foot: H = 20.8m

Jib Configuration: L36 with maximum hook reach of 36m at 8°

Hook Reach (m)	3	25.1	26.3	27	30	32	35	35.6			
Reeving	Capacities (kg)										
SM1	2,000	2,000	2,000	1,935	1,710	1,585	1,430	1,400			
SM	2,000	2,000	1,889	1,825	1,610	1,485	1,330	1,300			
DM											

Maximum Hook Heights at Jib Tip: H = 25.4m
Maximum Hook Heights at Jib Foot: H = 20.8m

THIS CHART IS ONLY A GUIDE AND SHOULD NOT BE USED TO OPERATE THE CRANE. The individual crane's load chart, operating instructions and other instructional plates must be read and understood prior to operating the crane.

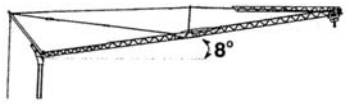

Jib Configuration: L40 with maximum hook reach of 29.3m at 8°

Hook Reach (m)	3	24.4	25.5	27	29.3						
Reeving	Capacities (kg)										
SM1	2,000	2,000	2,000	1,870	1,700						
SM	2,000	2,000	1,902	1,770	1,600						
DM											

Maximum Hook Heights at Jib Tip: H = 24.4m
Maximum Hook Heights at Jib Foot: H = 20.8m

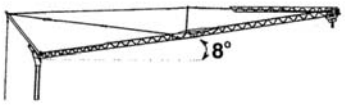

Jib Configuration: L36 with maximum hook reach of 29.3m at 8°

Hook Reach (m)	3	24.4	25.5	27	29.3						
Reeving	Capacities (kg)										
SM1	2,000	2,000	2,000	1,870	1,700						
SM	2,000	2,000	1,902	1,770	1,600						
DM											

Maximum Hook Heights at Jib Tip: H = 24.4m
Maximum Hook Heights at Jib Foot: H = 20.8m

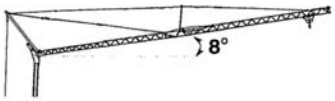

Jib Configuration: L28 with maximum hook reach of 27.7m at 8°

Hook Reach (m)	3	27.7									
Reeving	Capacities (kg)										
SM1	2,000	2,000									
SM	2,000	2,000									
DM											

Maximum Hook Heights at Jib Tip: H = 24.2m
Maximum Hook Heights at Jib Foot: H = 20.8m

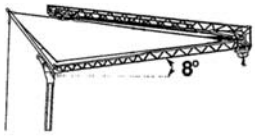

Jib Configuration: L40 with maximum hook reach of 13.9m at 8°

Hook Reach (m)	3	13.9									
Reeving	Capacities (kg)										
SM1	2,000	2,000									
SM	2,000	2,000									
DM											

Maximum Hook Heights at Jib Tip: H = 22m
Maximum Hook Heights at Jib Foot: H = 20.8m

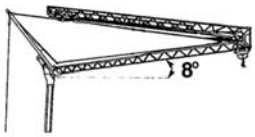

Jib Configuration: L36 with maximum hook reach of 13.9m at 8°

Hook Reach (m)	3	13.9									
Reeving	Capacities (kg)										
SM1	2,000	2,000									
SM	2,000	2,000									
DM											

Maximum Hook Heights at Jib Tip: H = 22m
Maximum Hook Heights at Jib Foot: H = 20.8m

THIS CHART IS ONLY A GUIDE AND SHOULD NOT BE USED TO OPERATE THE CRANE. The individual crane's load chart, operating instructions and other instructional plates must be read and understood prior to operating the crane.

metric load charts

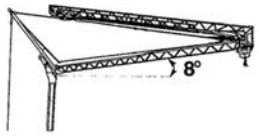

Jib Configuration: L28 with maximum hook reach of 13.9m at 8°

Hook Reach (m)	3	13.9									
Reeving	Capacities (kg)										
SM1	2,000	2,000									
SM	2,000	2,000									
DM											

Maximum Hook Heights at Jib Tip: H = 22m
Maximum Hook Heights at Jib Foot: H = 20.8m

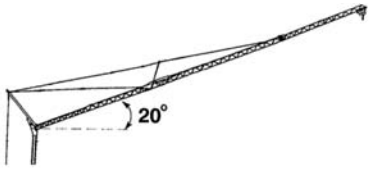

Jib Configuration: L40 with maximum hook reach of 37.6m at 20°

Hook Reach (m)	3	37.6									
Reeving	Capacities (kg)										
SM1	1,100	1,100									
SM	1,000	1,000									
DM											

Maximum Hook Heights at Jib Tip: H = 33.8m
Maximum Hook Heights at Jib Foot: H = 20.8m

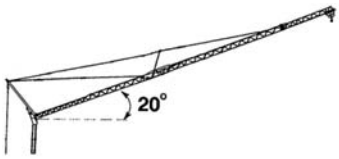

Jib Configuration: L36 with maximum hook reach of 33.9m at 20°

Hook Reach (m)	3	33.9									
Reeving	Capacities (kg)										
SM1	1,100	1,100									
SM	1,000	1,000									
DM											

Maximum Hook Heights at Jib Tip: H = 32.2m
Maximum Hook Heights at Jib Foot: H = 20.8m

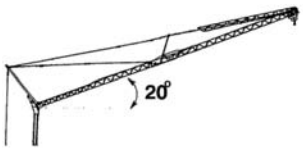

Jib Configuration: L40 with maximum hook reach of 27.9m at 20°

Hook Reach (m)	3	27.9									
Reeving	Capacities (kg)										
SM1	1,100	1,100									
SM	1,000	1,000									
DM											

Maximum Hook Heights at Jib Tip: H = 29.8m
Maximum Hook Heights at Jib Foot: H = 20.8m

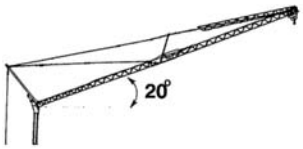

Jib Configuration: L36 with maximum hook reach of 27.9m at 20°

Hook Reach (m)	3	27.9									
Reeving	Capacities (kg)										
SM1	1,100	1,100									
SM	1,000	1,000									
DM											

Maximum Hook Heights at Jib Tip: H = 29.8m
Maximum Hook Heights at Jib Foot: H = 20.8m

THIS CHART IS ONLY A GUIDE AND SHOULD NOT BE USED TO OPERATE THE CRANE. The individual crane's load chart, operating instructions and other instructional plates must be read and understood prior to operating the crane.

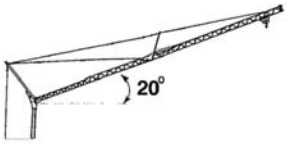

Jib Configuration: L28 with maximum hook reach of 26.4m at 20°

Hook Reach (m)	3	26.4									
Reeving	Capacities (kg)										
SM1	1,100	1,100									
SM	1,000	1,000									
DM											

Maximum Hook Heights at Jib Tip: H = 29.6m
Maximum Hook Heights at Jib Foot: H = 20.8m

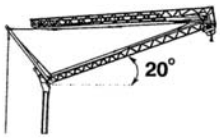

Jib Configuration: L40 with maximum hook reach of 13.4m at 20°

Hook Reach (m)	3	13.4									
Reeving	Capacities (kg)										
SM1	1,100	1,100									
SM	1,000	1,000									
DM											

Maximum Hook Heights at Jib Tip: H = 24.5m
Maximum Hook Heights at Jib Foot: H = 20.8m

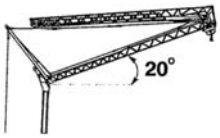

Jib Configuration: L36 with maximum hook reach of 13.4m at 20°

Hook Reach (m)	3	13.4									
Reeving	Capacities (kg)										
SM1	1,100	1,100									
SM	1,000	1,000									
DM											

Maximum Hook Heights at Jib Tip: H = 24.5m
Maximum Hook Heights at Jib Foot: H = 20.8m

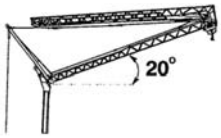

Jib Configuration: L28 with maximum hook reach of 13.4m at 20°

Hook Reach (m)	3	13.4									
Reeving	Capacities (kg)										
SM1	1,100	1,100									
SM	1,000	1,000									
DM											

Maximum Hook Heights at Jib Tip: H = 24.5m
Maximum Hook Heights at Jib Foot: H = 20.8m

Reeving Abreviations

SM1 = 2-part line configuration with section of hookblock removed
SM = 2-part line configuration with section of hookblock stowed at jib
DM = 4-part line configuration

Jib Configurations

L40 (131 ft / 40 m) = standard jib with jib extension (13 ft / 4 m)
L36 (118 ft / 36 m) = standard jib
L28 (92 ft / 28 m) = standard jib with nose removed

THIS CHART IS ONLY A GUIDE AND SHOULD NOT BE USED TO OPERATE THE CRANE. The individual crane's load chart, operating instructions and other instructional plates must be read and understood prior to operating the crane.

mechanical data

													HP	kW
	15 LVF 10 Optima	ft/min	12	59	98	161	217						15	11
		(m/min)	(3.6)	(18)	(30)	(49)	(66)							
		lb	4,409	4,409	4,409	2,425	1,102							
		(kg)	(2,000)	(2,000)	(2,000)	(1,100)	(500)							
		ft/min	12	59	98	177	217	6	29	49	89	108		
		(m/min)	(3.6)	(18)	(30)	(54)	(66)	(1.8)	(8.9)	(15)	(27)	(33)		
		lb	4,409	4,409	4,409	2,204	1,102	8,818	8,818	8,818	4,409	2,204		
		(kg)	(2,000)	(2,000)	(2,000)	(1,000)	(500)	(4,000)	(4,000)	(4,000)	(2,000)	(1,000)		
	3 DVF 5	ft/min	62.3 - 147.6 (0 → 2,004 lb) - 62.3 - 134.5 (2,204 → 8,818.5 lb)										3	2.2
		(m/min)	19 - 45 (0 → 1,000 kg) - 19 - 41 (1,000 → 4,000 kg)											
	RVF+ 51	RPM	0 → 0.8										5.5	4

CEI 38 IEC 38	kVA
480 V (+6%-10%) 60 Hz	15 LVF 10 : 23 kVA

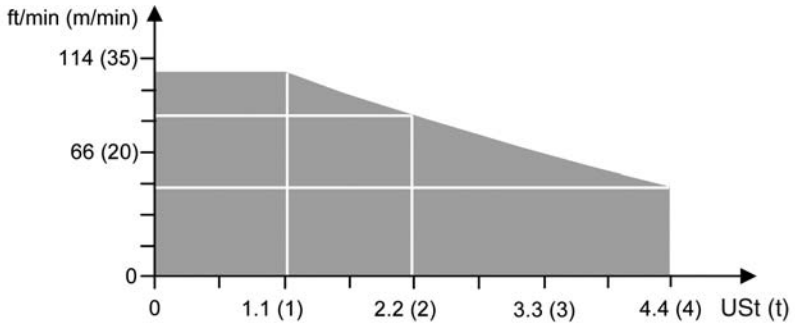

Warning Systems

Limit Moment Cut-Out – Prevents a moment that is more than +10%.

Warning

1. The operator must read and understand the owner's manual before operating this crane.
2. Positioning or operation of crane beyond areas shown is not intended or approved except where specified in owner's manual.
3. Practical working loads depend on supporting surface, wind, and other factors affecting stability such as hazardous surroundings, experience of personnel, and proper handling, all of which must be taken into account by the operator.

THIS CHART IS ONLY A GUIDE AND SHOULD NOT BE USED TO OPERATE THE CRANE. The individual crane's load chart, operating instructions and other instructional plates must be read and understood prior to operating the crane.

symbols glossary

Jib

Mast

Anemometer

Swing

Outrigger

Chassis

Hydraulic Equipment

Controls

Electrical Requirement

Ballast

Transport Axle

Ballasting Derrick

Reeving

Hoist

Trolley

Jib Extension

notes

notes

POTAIN

Regional Headquarters

Americas
Manitowoc, Wisconsin, USA
Tel: +1 920 684 6621
Fax: +1 920 683 6278

Shady Grove, Pennsylvania, USA
Tel: +1 717 597 8121
Fax: +1 717 597 4062

Europe, Middle East, Africa
Ecully, France
Tel: +33 472 18 2020
Fax: +33 472 18 2000

Asia – Pacific
Shanghai, China
Tel: +86 21 51113579
Fax: +86 21 51113578

Singapore
Tel: +65 6264 1188
Fax: +65 6862 4142

Regional Offices

Americas

Brazil
Alphaville
Tel: +55 11 4688 2716
Fax: +55 11 4191 1471

Mexico
Monterrey
Tel: +52 81 8124 0128
Fax: +52 81 8124 0129

Europe, Middle East, Africa

Algeria
Hydra
Tel: +21 3 21 48 1173
Fax: +21 3 21 48 1454

Czeck Republic
Netvorice
Tel: +420 317 78 9313
Fax: +420 317 78 9314

France
Baudemont
Tel: +33 385 28 2589
Fax: +33 385 28 0430

Cergy
Tel: +33 130 31 3150
Fax: +33 130 38 6085

Decines
Tel: +33 472 81 5000
Fax: +33 472 81 5010

Germany
Langenfeld
Tel: +49 21 73 8909-0
Fax: +49 21 73 8909 30

Hungary
Budapest
Tel: +36 13 39 8622
Fax: +36 13 39 8622

Italy
Parabiago
Tel: +390 331 49 3311
Fax: +390 331 49 3330

Netherlands
Breda
Tel: +31 76 578 3999
Fax: +31 76 578 3978

Poland
Warsaw
Tel: +48 22 843 3824
Fax: +48 22 843 3471

Portugal
Alfena
Tel: +351 229 69 8840
Fax: +351 229 69 8848

Lisbon
Tel: +351 212 109 340
Fax: +351 212 109 349

Russia
Moscow
Tel: +7 495 641 2359
Fax: +7 495 641 2358

U.A.E.
Dubai
Tel: +971 4 3381 861
Fax: +971 4 3382 343

U. K.
Middlesex
Tel: +44 1 895 43 0053
Fax: +44 1 895 45 9500

Sunderland
Tel: +44 191 522 2000
Fax: +44 191 522 2052

Asia – Pacific

Australia
Melbourne
Tel: +61 3 9 336 1300
Fax: +61 3 9 336 1322

Sydney
Tel: +61 2 9 896 4433
Fax: +61 2 9 896 3122

China
Beijing
Tel: +86 10 58674761
Fax: +86 10 58674760

Xi'an
Tel: +86 29 87891465
Fax: +86 29 87884504

Korea
Seoul
Tel: +82 2 3439 0400
Fax: +82 2 3439 0405

Philippines
Makati City
Tel: +63 2 844 9437
Fax: +63 2 844 4712

Factories

U.S.A.
Manitowoc
Shady Grove

Brazil
Alphaville

France
Charlieu
La Clayette
Moulins

India
Calcutta
Puna

Italy
Niella Tanaro

Germany
Wilhelmshaven

Portugal
Fânzeres

China
Zhangjiagang



Manitowoc Crane Group

www.manitowoccranegroup.com

Constant improvement and engineering progress make it necessary that we reserve the right to make specification, equipment and price changes without notice. Illustrations shown may include optional equipment and accessories, and may not include all standard equipment.